

# Tahoe


## Warewash & Chemical Dispensing System



Tahoe is an economical, user-friendly dispensing system for warewash and other chemical dosing applications. It features a rugged, water-resistant enclosure, as well as highly efficient circuitry. The 100 Series SnapHead™ pump cartridge provides excellent tube life, and is easy to remove and replace. Modular design allows several Tahoes to fit together for multi-pump applications and a sliding door hides the adjustments from view.

Tahoe's versatile control circuit supports both time and speed-based dosing applications. You can configure warewash detergent dosing easily, using Tahoe's independent initial charge and recharge time settings. Warewash rinse and other continuous run applications have an easily-configured pump speed setting. The front panel switch can be used to manually activate the initial charge dose, as well as to disable automatic dosing. For janitorial applications (such as pot and pan), the Tahoe comes with a remote, push-button dose trigger.




### KEY BENEFITS



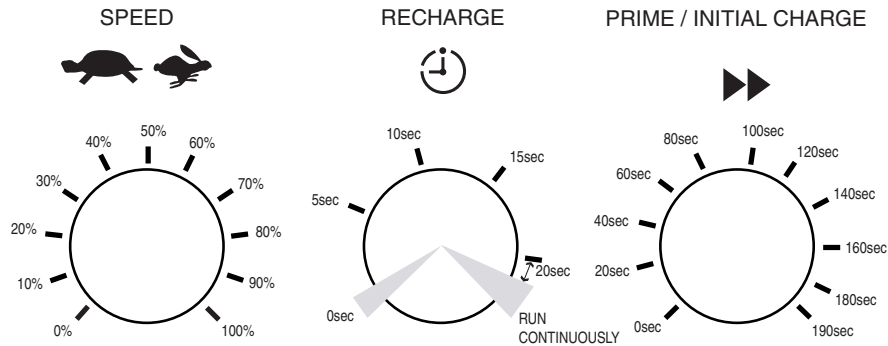
- Easy setup
- Low maintenance
- Speed, time, and initial charge in one SKU
- Modular
- Prime button
- 115 and 230 VAC inputs
- Remote push-button option

**Beta**  
Pays for itself

## APPLICATION MATRIX

Machine	Chemical	Injection Point	Power	Alternate Initial Charge	Speed 	Recharge 	Initial 	Figure
Door	Detergent	Wash Tank	Rinse Solenoid	N/A	100%	0 - 20 sec	0 - 190 sec	4 & 5
Door	Detergent	Wash Tank	Rinse Solenoid	Fill valve	100%	0 - 20 sec	0 - 190 sec	
Door	Rinse	Booster	Wash Pump	N/A	100%	0 - 20 sec	0 sec	4
Door	Rinse	Rinse Line	Rinse Solenoid	N/A	1%-100%	Continuous	0 sec	5
Conveyor	Detergent	Wash Tank	Rinse Solenoid	Fill valve	100%	0 - 20 sec	0 - 190 sec	6
Conveyor	Rinse	Rinse Line	Rinse Solenoid	N/A	1%-100%	Continuous	0 sec	6

## SETTING RANGES



13886F01

## SPECIFICATIONS

### SIZE

HEIGHT	WIDTH	DEPTH*
12.7	9.6	8.6 cm
5	3.8	3.4 in

\*4.8 inch/12.2 cm including SnapHead pump cartridge

### WEIGHT

2.5 lbs/1.13 kg

### ENCLOSURE

Molded ABS plastic, water-resistant, flame retardant

### PUMP

Peristaltic, self priming, self checking, 24 VDC

### MAXIMUM VACUUM

8 in/20cm of Mercury [Hg]

### MAXIMUM PRESSURE

10psi/.7 bar/69 kPa detergent, 30psi/2.1 bar/200 kPa rinse

### DETERGENT FLOW RATE

110 ml/min nominal, not to run more than 15 out of 30 minutes

### RINSE FLOW RATE

16ml/min nominal, unlimited continuous run

### POTENTIOMETERS

Speed: 1-100%

Recharge: 0-20 seconds/continuous

Initial Charge: 0-190 seconds

### OPTIONAL PUSH-BUTTON REMOTE

Toggles initial charge on/off

### ROCKER SWITCH

Up: Init. Charge/Prime

Middle: Enable pump

Down: Disable pump

### ELECTRICAL

Input voltage 100-120 VAC 50/60 Hz 0.2 amp

Input voltage 200-240 VAC 50/60 Hz 0.1 amp

Alternate initial charge option voltage 24 VAC +/-10% 50/60 Hz 0.5 amp (use transformer 066135)

Please note single supply voltage Tahoe's do not have 100-120 VAC input wires, and Tahoe Remotes only accept 110-120 VAC inputs.

### LED

On when unit is enabled, flashing when disabled

### REGULATORY

CE, NSF, CSA, NRTL/C

## ORDERING INFORMATION

### COMPLETE SYSTEM WITH INSTALLATION KIT

Item#	Description
099638	Tahoe, Detergent (Norprene standard), 115/230 VAC input
087298	Tahoe, Rinse (Bi-wall standard), 115/230 VAC input
087299	Tahoe, Sanitizer (Norprene standard), 115/230 VAC input
068020	Tahoe, Detergent (Norprene standard) 230 VAC input
068021	Tahoe, Rinse (Flex standard) 230 VAC input
087702	Tahoe Remote, detergent (Norprene standard), 115 VAC input

Other tubing materials available upon request.

### SPARE PARTS

Item#	Description
087176	Tahoe PCB
099662	Tahoe internal transformer
051351	Motor/gearbox
039550	Roller assembly
099986	Tahoe enclosure gasket
099705	Tahoe pump gasket
066135	External transformer
087235	Tahoe optional mounting bracket

Beta Technology is ISO9001 Certified



Beta Technology  
2841 Mission Street  
Santa Cruz, CA  
U.S.A. • 95060

TEL • 831 • 436 • 0882  
TEL • 800 • 658 • 2382  
FAX • 831 • 423 • 4573

Customer Service

FAX • 800 • 221 • 8416  
TEL (U.S. and Canada) • 800 • 468 • 4893  
TEL (outside U.S. and Canada) • 410 • 238 • 1292

Tech Support

sales@beta-technology.com

Beta Technology

4 Finway, Dallow Road  
Luton LU11 1TR  
United Kingdom

FreePhone • 0800 • 052 • 4726  
Tel • +44(0) • 1582 • 528600

Fax • +44(0) • 1582 • 528111

FreePhone • 0600 • 052 • 4726  
VAT REG. NO. BG.354 • 09975 • 44

Customer Service  
europe.sales@beta-technology.com

Online Ordering: <http://www.beta-technology.com>